

Valentine's Day

Color by

Syllable


VALENTINE'S DAY DIRECTIONS & KEY

This no prep color by code activity can be used in a variety of ways.


It works great as:

- A literacy center option
- A follow-up activity after doing a hands-on lesson or game related to segmenting syllables
- Take home practice
- An option for fast finishers


Be sure to introduce the vocabulary terms before expecting students to recognize them independently.



ring, vase, heart, watch (1)



flowers, present, cupcake, necklace (2)




valentine, envelope (3)

FANTASTIC FUN AND LEARNING PRESCHOOL TEACHER

COLOR BY SYLLABLE


1 = purple 3 = pink
2 = red



©2018 TPT

COLOR BY SYLLABLE

1 = purple 3 = pink
2 = red



©2018 TPT

Thank You!

Thanks so much for downloading Preschool Teacher 101's color by syllable pages! We hope you find them useful in your preschool classroom.

From the creators of
[Fantastic Fun & Learning](#) | [Fun-A-Day](#) | [Preschool Teacher 101](#)

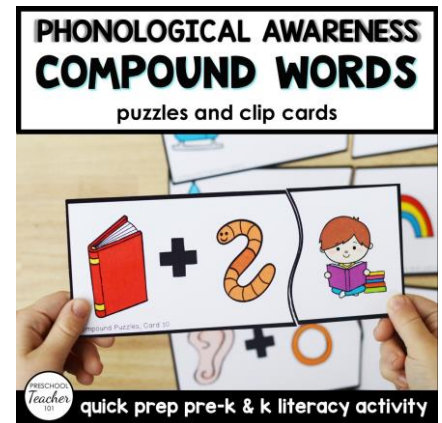
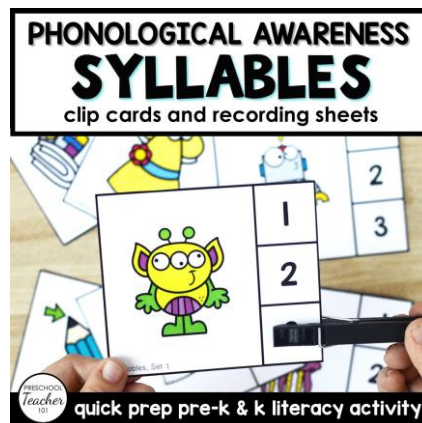
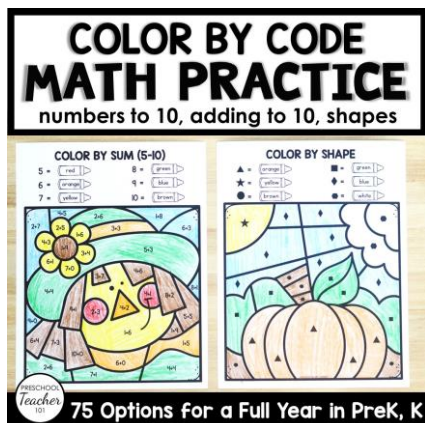
You may NOT share this with friends, colleagues, your entire grade, or school/district without purchasing the proper number of licenses. By purchasing and/or downloading this electronic file, you agree to the use as follows for personal use/single classroom use only. Please contact us regarding pricing information on multi-use or site/school wide licenses.

NO part of this document may be distributed, posted on the internet, copied, edited, resold, or posted to any type of shared drive. ALL contents of this document are under copyright protection including all text, graphics, content, and fonts. Thank you for respecting our hard work as well as the hard work of those whose work helped create this product.

You can find us at the websites above, as well as
[Facebook](#) | [Pinterest](#) | [Teachers Pay Teachers](#)

Other Products Available

Click on the photos below for more information



Clipart Fonts & Credit




VALENTINE'S DAY DIRECTIONS & KEY

This no prep color by code activity can be used in a variety of ways.


It works great as:

- A literacy center option
- A follow-up activity after doing a hands-on lesson or game related to segmenting syllables
- Take home practice
- An option for fast finishers

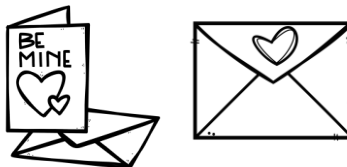
Be sure to introduce the vocabulary terms before expecting students to recognize them independently.



ring, vase, heart, watch (1)



flowers, present, cupcake,
necklace (2)



valentine, envelope (3)

COLOR BY SYLLABLE






1 =



3 =



2 =



COLOR BY SYLLABLE

1 = purple

3 = pink

2 = red

