

# Pantry ABC Scavenger Hunt

Thank you for downloading our free printable pantry ABC Scavenger Hunt. Use it as a fun way to review the letters of the alphabet and inspire kids to explore environmental print.

## TIPS & IDEAS FOR USE


**AT HOME:** Grab a clipboard or let kids simply place their paper on the table or floor. Encourage kids to look at the packages on foods in the pantry or kitchen cabinets to find each letter of the alphabet. Be sure to model how to use gentle hands when touching glass jars. As kids find each letter have them color it on their scavenger hunt page. This can be done independently or with a helper. To extend the learning have kids say the name of the letter and the letter sound. Discuss which words (Cheerios, Raisins, etc) the child recognizes on the environmental print on the packages.

**IN THE CLASSROOM:** Consider having kids bring in food boxes from home and set them up in a pretend play kitchen pantry to use for this activity. It would make a great literacy extension to the home living dramatic play center.

# Pantry ABC Scavenger Hunt



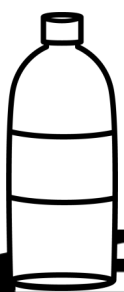
A B C D E




F G H I J

K L M N O P

Q R S T U




V W X Y Z



# Pantry ABC Scavenger Hunt



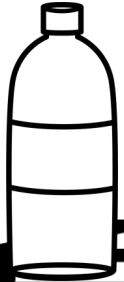
a b c d e




f g h i j


k l m n o p

q r s t u



v w x y z






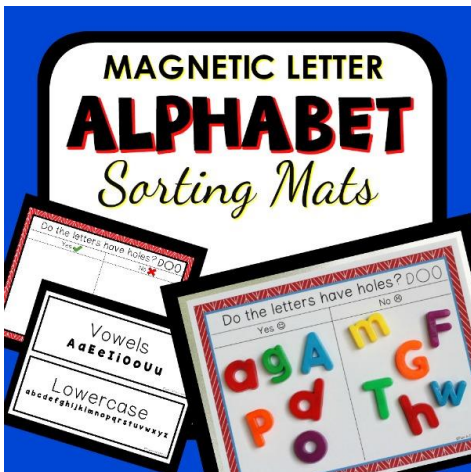
# THANK YOU!

From the creators of  
[Fantastic Fun & Learning](#) | [Fun-A-Day](#)  
[Home Preschool 101](#) | [Preschool Teacher 101](#)

**Click to get more free printables!**

ALL contents of this document are under copyright protection including all text, graphics, content, and fonts.

## MORE HANDS-ON LEARNING



## CONNECT WITH US!

[Teachers Pay Teachers](#)  
[Facebook](#)  
[Instagram](#)

## SAVE MORE!



## CLIP ART CREDITS

