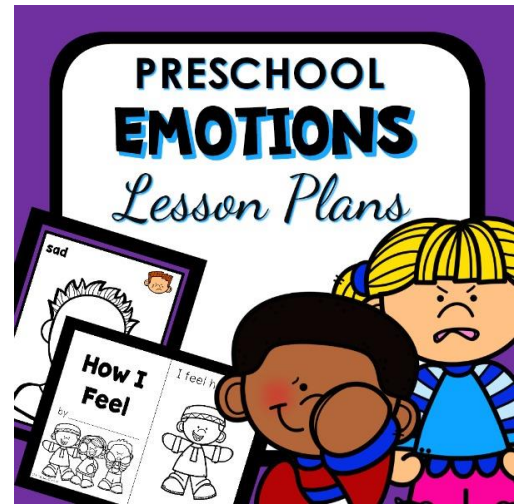


THANK YOU!

From the creators of
[Fantastic Fun & Learning](#) | [Fun-A-Day](#)
[Home Preschool 101](#) | [Preschool Teacher 101](#)



These Today I Feel mats are designed to go with our Emotions theme set. If your kids love this freebie, check out our complete [Emotions Theme Lesson Plans](#).

You may NOT share this with colleagues, your entire grade, or school/district without purchasing the proper number of licenses. By purchasing and/or downloading this electronic file, you agree to the use as follows for personal use/single classroom use only. Please contact us regarding pricing information on multi-use or site/school wide licenses.

NO part of this document may be distributed, posted on the internet, copied, edited, resold, or posted to a any type of shared drive. ALL contents of this document are under copyright protection including all text, graphics, content, and fonts. Thank you for respecting our hard work as well as the hard work of the those whose work helped create this product.

CLIP ART CREDITS

Graphics by:  

[Whimsy Workshop Teaching](#)
[Zip-a-Dee-Doo-Dah Designs](#)



FEELINGS BINGO

Thank you for downloading our free printable Feeling Bingo Circle Time and Small Group Game set. This is a fun add-on activity that goes along with our [Feelings Theme Lesson Plans](#).

TIPS & IDEAS FOR USE

Pages 3-7 include game cards. Use these for kids to select during either the whole group circle time activity or the small group activity. (You may want to print multiple sets.)

Pages 8-27 include the full page game mats for the circle time bingo game.

To play for circle time: Choose how many mats you want to use. For small classes or younger groups you may choose to use 9 game mats (and the corresponding cards from pages 3-7) and lay them in a 3 by 3 square grid in the middle of your circle. For larger classes use 16 or 20 game mats and create a larger bingo grid. Have kids choose a stuffed animal or doll to be their game piece. When it is their turn they will pick a game card. Together they class will identify the emotion, and all kids will show that emotion with their faces and body language. The child whose turn it is will place their animal/doll on the corresponding game mat on the bingo board. Continue playing until you reach bingo.

TIPS & IDEAS FOR USE (CONTINUED)

Pages 29-33 include the individual bingo boards for small group play.

To play during small group: Gather enough bingo boards for each child playing (and the corresponding game cards from pages 3-7). Use pom poms, bingo chips, or a similar manipulative for kids to place on their boards. Let kids take turns selecting a game card. All kids will show that emotion with their faces and body language and then cover the corresponding space on their bingo boards if they have it. Continue playing until you someone reaches bingo or all children reach blackout (all spaces covered).



© ECEducation101

confused



© ECEducation101

embarrassed



© ECEducation101

happy



© ECEducation101

mad




© ECEducation101

nervous



© ECEducation101

proud



© ECEducation101

sad



© ECEducation101

scared




© ECEducation101

shy



© ECEducation101

silly



© ECEducation101

confused




© ECEducation101

embarrassed



© ECEducation101

sad



© ECEducation101

scared



© ECEducation101

shy




© ECEducation101

silly



© ECEducation101



© ECEducation101

happy

mad



© ECEducation101



© ECEducation101

nervous

proud

happy




happy



mad



mad



confused



confused



embarrassed



embarrassed



nervous



nervous



proud



proud



sad




sad



scared



scared



shy



shy



silly



Silly



Emotions Bingo



confused



nervous



shy



sad



embarrassed



silly



happy



mad



proud

Emotions Bingo



nervous



scared



silly



sad



mad



embarrassed



confused



happy



proud

Emotions Bingo



scared



happy



confused



shy



sad



nervous



mad



silly



proud

Emotions Bingo



shy



embarrassed



sad



confused



proud



mad



happy



scared



nervous

Emotions Bingo



embarrassed



silly



scared



nervous



confused



mad



sad



shy



happy

PRESCHOOL TEACHER 101

Community

- *time-saving resources
- *printable lesson plans
- *ongoing support

Join Today!



CONNECT WITH US!

[Become a Member](#)

[Teachers Pay Teachers](#)

[Fun and Learning Facebook Group](#)

MORE FREE PRINTABLES

[Free Counting Worms Math](#)

[Pet Rock Writing](#)

[Ladybug One More One Less](#)

[Roll and Color Math](#)

MORE HANDS-ON LEARNING

