


THANK YOU!



From the creators of [Fantastic Fun & Learning](#) | [Fun-A-Day Home Preschool 101](#) | [Preschool Teacher 101](#)

If your kids love this freebie, check out our [Ocean Theme Lesson Plans](#) and our [Shell Theme Lesson Plans](#).

You may NOT share this with colleagues, your entire grade, or school/district without purchasing the proper number of licenses. By purchasing and/or downloading this electronic file, you agree to the use as follows for personal use/single classroom use only. Please contact us regarding pricing information on multi-use or site/school wide licenses.

NO part of this document may be distributed, posted on the internet, copied, edited, resold, or posted to a any type of shared drive. ALL contents of this document are under copyright protection including all text, graphics, content, and fonts. Thank you for respecting our hard work as well as the hard work of the those whose work helped create this product.

CLIP ART CREDITS

Graphics by: 
[Whimsy Workshop Teaching](#)
[Zip-a-Dee-Doo-Dah Designs](#)





CONNECT WITH US!

[Fun and Learning for Kids Facebook Group](#)





[Teachers Pay Teachers](#)

MORE OCEAN FUN

[Ocean Activities](#)

[Ocean Small World](#)

MORE HANDS-ON FUN



DIRECTIONS

Place an ABC game board and a small ocean or summer related manipulative on a tray. A “pearl” type manipulative is perfect, but not something that will just roll off the side each time. Pony beads, white pom poms, shells, and mini erasers all work well. We used a baking sheet, but anything to contain the manipulative a bit will work.






Then get rolling! Have kids roll the “pearl” then name the letter it lands on (or the letter it’s closest to). Kids love to experiment with rolling it slowly, rolling it quickly, flicking it, and spinning it between their fingers.

Depending on your focus for the activity you can practice naming the letters, letters sounds, or a word beginning with the letter.






This game idea originally appeared on [Fantastic Fun and Learning](#).









ROLL AND SAY SHELL ABC









ROLL AND SAY SHELL ABC









ROLL AND SAY SHELL ABC



ROLL AND SAY SHELL ABC



ROLL AND SAY SHELL ABC



ROLL AND SAY SHELL ABC

