

TERMS OF USE

From the creators of [Fantastic Fun & Learning](#) | [Fun-A-Day Home Preschool 101](#) | [Preschool Teacher 101](#)

This free printable includes samples from our ongoing monthly writing journal prompts series. Learn more about using writing journal prompts and the full series [here](#). Purchase your own writing journal prompts in our [shop](#) or on [Teachers Pay Teachers](#).

Or become a [Preschool Teacher 101 member](#) to save on all resources.

NO part of this document may be distributed, posted on the internet, copied, edited, resold, or posted to a any type of shared drive. ALL contents of this document are under copyright protection including all text, graphics, content, and fonts. Thank you for respecting our hard work as well as the hard work of the those whose work helped create this product.

CLIP ART & FONT CREDITS



TABLE OF CONTENTS

This free printable sample includes actual prompts from our August-December individual writing prompt sets. Each month includes a series of prompts on a variety of topics and seasonal themes. For purposes of this set we are only including general prompts that you can use any time of year. We've also added our fine motor activities handout for additional activities to support fine motor development in addition to regular writing workshop.

Fine Motor Activities	3
Writer's Workshop Overview	4
Cover Pages (2 options)	5
Journal Pages (with lines)	7
Journal Pages (without lines)	12
Mini Prompts (to be cut and glued into notebooks)	17

WAYS TO TEACH WRITING WITHOUT TRACING SHEETS

Tips to develop fine motor skills and early writing in a hands-on, playful way.

PRE-WRITING IDEAS

Handwriting develops as fine motor muscles are strengthened, so there's a lot you can do before ever introducing writing activities. Try some of these fine motor activities with toddlers and preschoolers:


- Working with play dough
- Lacing activities
- Using tongs and tweezers
- Using pipettes
- Squeezing spray bottles
- Squeezing sponges
- Exploring sensory squish bags



WRITING WITHOUT ACTUALLY "WRITING"

Experiment with letter formation by:

- Finger writing in the air
- Finger writing on a friend's back
- Finger writing on a friend's palm



WRITING ON DIFFERENT SURFACES

Working on different writing surfaces makes it more fun to practice writing. Try:

- Writing on an easel
- Using sidewalk chalk outdoors
- Writing on the sidewalk or wall with paintbrushes and water
- Writing with dowels in play dough
- Writing in a sensory tray
- Using dry erase markers and white boards
- Creating with window markers
- Use reusable alphabet mats

Remember that early drawing is just as beneficial as letter formation, so encourage your child to draw or write regularly. Journal prompts can be a great tool for this!

WRITER'S WORKSHOP

Writer's Workshop is a great way to build kids' writing skills and provide a bit of instruction while also allowing time for independent writing. We could write tons more about the details of conducting writer's workshop, but here are the key segments to help you get started.

MINI LESSON AND MODELING

Begin Writer's Workshop with a brief mini lesson on a focus topic that you want kids to learn about and practice. During this time do various types of writing together like shared writing, predictable charts, and teacher modeled writing (this is often related to the task kids will be doing independently that day). Conclude by introducing the upcoming writing activity (in this case the writing journal prompt).

WRITING TIME

Give kids independent writing time to work on their own drawings and writing. When possible circulate to recognize when kids are using some of the strategies and tips taught during the mini lesson.

SHARING TIME

Invite young authors to share their writing regularly. This is great for showing them that you value their work and what they have to say with their writing.

WRITING JOURNAL



Name: _____

WRITING JOURNAL

Name:

Draw and write about a
superpower you wish you could
have.

Date:

Draw and write about something nice you did for a friend.

Date:

Handwriting practice lines consisting of two sets of solid top and bottom lines with a dashed middle line.

Think about a time when someone surprised you. Draw and write about it.

Date:

Handwriting practice lines consisting of two sets of solid top and bottom lines with a dashed middle line.

Draw and write about one of your favorite places to go with your family.

Date:

Handwriting practice lines consisting of two sets of solid top and bottom lines with a dashed midline.

Draw and write about a
superpower you wish you could
have.

Date:


Draw and write about something nice you did for a friend.

Date:

Think about a time when someone surprised you. Draw and write about it.

Date:

Using the chart below make lists of foods you like to eat and foods you do not like to eat.



I like...

I do not like...

--	--

Draw and write about one of your favorite places to go with your family.

Date:

Draw and write about a superpower you wish you could have.

Date:

Draw and write about something nice you did for a friend.

Date:

Think about a time when someone surprised you. Draw and write about it.

Date:

Draw a t-chart. Make lists of foods you like to eat and foods you do not like to eat.

Date:

Draw and write about one of your favorite places to go with your family.

Date:

Date:

Date:

Date:

SAVE TIME & MONEY!

PRESCHOOL TEACHER 101

Community

- *time-saving resources
- *printable lesson plans
- *ongoing support


Become a Preschool Teacher 101 member for access to our existing and new resources at a discounted price.

JOIN HERE!

Join Today!



MORE FROM OUR SHOP



FREE PRINTABLES

Find all of the free printables from Fantastic Fun and Learning here in our [printable directory](#). It's updated regularly with new additions!