

**DECEMBER
WRITING
JOURNAL**

TERMS OF USE

From the creators of [Fantastic Fun & Learning](#) | [Fun-A-Day Home Preschool 101](#) | [Preschool Teacher 101](#)

You may NOT share this with colleagues, your entire grade, or school/district without purchasing the proper number of licenses. By purchasing and/or downloading this electronic file, you agree to the use as follows for personal use/single classroom use only. Please contact us regarding pricing information on multi-use or site/school wide licenses.

NO part of this document may be distributed, posted on the internet, copied, edited, resold, or posted to a any type of shared drive. ALL contents of this document are under copyright protection including all text, graphics, content, and fonts. Thank you for respecting our hard work as well as the hard work of the those whose work helped create this product.

CLIP ART & FONT CREDITS




TABLE OF CONTENTS

Introduction	4
Writer's Workshop	5
Cover Pages (4 options)	6
Journal Pages (with lines)	
Gingerbread Theme	10
Winter Theme	15
Holidays Theme	20
Space Theme	25
General Prompts	30
Extended Page with Lines (for advanced writers)	35
Journal Pages (without lines)	
Gingerbread Theme	36
Winter Theme	41
Holidays Theme	46
Space Theme	51
General Prompts	56
Mini Prompts (to be cut and glued into notebooks)	61

INTRODUCTION

Thank you for purchasing our December Writing Journals.

Daily writing journals are a terrific way to build regular writing practice into your routine. Kids benefit from participating in drawing and writing activities daily.

With these writing journal prompts you can include a brief writers' workshop to discuss and model writing with your students. Then give students independent time to draw and write in their own journals. Independent time can be done as a whole with all students doing journal time at the same time, or you can include journals as a center activity. Some teachers also use journal time as a quiet activity to finish up the day. Choose what works best for you and your daily schedule.

Thank you again for choosing our product. We hope you love it! Check back for next month's preschool journal set to continue building on your kids' drawing and writing skills. We'd also appreciate it if you'd take a moment to leave feedback.

WRITER'S WORKSHOP

Writer's Workshop is a great way to build kids' writing skills and provide a bit of instruction while also allowing time for independent writing. We could write tons more about the details of conducting writer's workshop, but here are the key segments to help you get started.

MINI LESSON AND MODELING

Begin Writer's Workshop with a brief mini lesson on a focus topic that you want kids to learn about and practice. During this time do various types of writing together like shared writing, predictable charts, and teacher modeled writing (this is often related to the task kids will be doing independently that day). Conclude by introducing the upcoming writing activity (in this case the writing journal prompt).


WRITING TIME

Give kids independent writing time to work on their own drawings and writing. When possible circulate to recognize when kids are using some of the strategies and tips taught during the mini lesson.

SHARING TIME


Invite young authors to share their writing regularly. This can be done in small groups or as a whole group depending on your class and routine.

DECEMBER JOURNAL



Name:

DECEMBER JOURNAL



Name: _____

DECEMBER JOURNAL



Name:

DECEMBER JOURNAL

Name:

Have you ever tasted gingerbread cookies? Describe what they taste like, or share what you think they'll taste like.

Date:

Handwriting practice lines consisting of two sets of four lines each. Each set includes a solid top line, a dashed midline, a solid baseline, and a solid descender line.

Explain how to make gingerbread cookies. Draw and write about the steps and ingredients.

Date:

Design a gingerbread house. Tell what you would use to decorate it.

Date:

Pretend you are a gingerbread man on the run. Tell where you would hide so nobody would find you.

Date:

Handwriting practice lines consisting of two sets of four horizontal lines each. Each set includes a solid top line, a dashed middle line, and a solid bottom line.

Pretend you are a baker and can make any kind of gingerbread cookies you want. What would you make? Ninjas, dinosaurs, ballerinas, or something else?

Date:

Draw and write about your favorite thing to do in the winter.

Date:

Handwriting practice lines consisting of two sets of four horizontal lines each. Each set includes a solid top line, a dashed middle line, and a solid bottom line.

Think of foods and scents that remind you of winter. Draw and write about the one you like most.

Date:

Make a list of words you think of
when you think of winter.

Date:

Draw and write about some of the ways you know when winter has arrived.

Date:

Handwriting practice lines consisting of two sets of four horizontal lines each. Each set includes a solid top line, a dashed middle line, and a solid bottom line.

Pretend you are planning a winter vacation. Draw and write about where you would go and why.

Date:

Draw and write about one of the holidays you celebrate in December.

Date:

Draw and write about one of your favorite family holiday traditions.

Date:

Pretend you get to give a special gift to someone you love. Draw and write about what you would give and to whom.

Date:

Handwriting practice lines consisting of two sets of four horizontal lines each. Each set includes a solid top line, a dashed middle line, and a solid bottom line.

Pretend you are planning a holiday party. Make a list of the foods you would serve at your party.

Date:

Handwriting practice area with ten sets of lines. Each set consists of a solid top line, a dashed middle line, and a solid bottom line.

Date:

If you could make one wish for the holidays, what would it be and why?

Draw and write about whether you think it would be fun to travel to outer space.

Date:

Draw a picture of outer space. Tell one fact you know about outer space.

Date:

Design a rocket. Tell about your rocket and what it will be made of.

Date:

Pretend aliens have invited you to live with them in outer space. Draw and write about whether you would like to go with them or not.

Date:

Create an alien. Draw and write about it. Tell what it looks like, likes to do, or likes to eat.

Date:

Draw and write about a pet you would like to have. Tell why it would be a good pet.

Date:

Handwriting practice lines consisting of two sets of four horizontal lines each. Each set includes a solid top line, a dashed middle line, and a solid bottom line.

Draw and write about one of your favorite places to go with your family.

Date:


Draw and write about a time you worked really hard to learn something new.

Date:

Handwriting practice lines consisting of two sets of four horizontal lines each. Each set includes a solid top line, a dashed middle line, and a solid bottom line.

Date:

Draw and write about something you like to do outside.



Have you ever tasted gingerbread cookies? Describe what they taste like, or share what you think they'll taste like.

Date:

Explain how to make gingerbread cookies. Draw and write about the steps and ingredients.

Date:

Design a gingerbread house. Tell what you would use to decorate it.

Date:

Pretend you are a gingerbread man on the run. Tell where you would hide so nobody would find you.

Date:

Pretend you are a baker and can make any kind of gingerbread cookies you want. What would you make? Ninjas, dinosaurs, ballerinas, or something else?

Date:

Draw and write about your favorite thing to do in the winter.

Date:

Think of foods and scents that remind you of winter. Draw and write about the one you like most.

Date:

Make a list of words you think of
when you think of winter.

Date:

Draw and write about some of the ways you know when winter has arrived.

Date:

Pretend you are planning a winter vacation. Draw and write about where you would go and why.

Date:

Draw and write about one of the holidays you celebrate in December.

Date:

Draw and write about one of your favorite family holiday traditions.

Date:

Pretend you get to give a special gift to someone you love. Draw and write about what you would give and to whom.

Date:

Pretend you are planning a holiday party. Make a list of the foods you would serve at your party.

Date:

If you could make one wish for the holidays, what would it be and why?

Date:

Draw and write about whether you think it would be fun to travel to outer space.

Date:

Draw a picture of outer space. Tell one fact you know about outer space.

Date:

Design a rocket. Tell about your rocket and what it will be made of.

Date:

Pretend aliens have invited you to live with them in outer space. Draw and write about whether you would like to go with them or not.

Date:

Create an alien. Draw and write about it. Tell what it looks like, likes to do, or likes to eat.

Date:

Draw and write about a pet you would like to have. Tell why it would be a good pet.

Date:

Draw and write about one of your favorite places to go with your family.

Date:


Draw and write about a time you worked really hard to learn something new.

Date:

Date:

Draw and write about something you like to do outside.

Using the chart below make lists of places you've visited and places you would like to visit.



I have been to...

I want to go to...

--	--

Have you ever tasted gingerbread cookies? Describe what they taste like, or share what you think they'll taste like.

Date:

Explain how to make gingerbread cookies. Draw and write about the steps and ingredients.

Date:

Design a gingerbread house. Tell what you would use to decorate it.

Date:

Pretend you are a gingerbread man on the run. Tell where you would hide so nobody would find you.

Date:

Pretend you are a baker and can make any kind of gingerbread cookies you want. What would you make? Ninjas, dinosaurs, ballerinas, or something else?

Date:

Draw and write about your favorite thing to do in the winter.

Date:


Think of foods and scents that remind you of winter. Draw and write about the one you like most.

Date:


Make a list of words you think of when you think of winter.

Date:


Draw and write about some of the ways you know when winter has arrived.




Pretend you are planning a winter vacation. Draw and write about where you would go and why.



Draw and write about one of the holidays you celebrate in December.



Draw and write about one of your favorite family holiday traditions.



Pretend you get to give a special gift to someone you love. Draw and write about what you would give and to whom.

Date:

Pretend you are planning a holiday party. Make a list of the foods you would serve at your party.

Date:

If you could make one wish for the holidays, what would it be and why?

Date:

Draw and write about whether you think it would be fun to travel to outer space.

Date:

Draw a picture of outer space. Tell one fact you know about outer space.

Date:

Design a rocket. Tell about your rocket and what it will be made of.

Date:

Pretend aliens have invited you to live with them in outer space. Draw and write about whether you would like to go with them or not.

Date:

Create an alien. Draw and write about it. Tell what it looks like, likes to do, or likes to eat.

Date:

Draw and write about a pet you would like to have. Tell why it would be a good pet.

Date:

Draw and write about one of your favorite places to go with your family.

Date:

Draw and write about a time you worked really hard to learn something new.

Date:

Draw and write about something you like to do outside.

Date:

Make a t-chart. Label the left "I have been to."
Label the right "I want to go to." Make lists of
places you've visited and places you would like
to visit.


Date:

Date:


Date:

Date:


Blank rectangular box for writing.




Blank rectangular box for writing.



Blank rectangular box for writing.






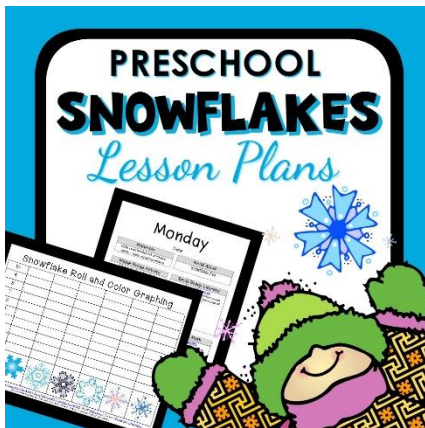

Blank rectangular box for writing.



CONNECT WITH US!

[Teachers Pay Teachers](#)

MORE HANDS-ON LEARNING



SPECIAL DISCOUNT!

SAVE ON MEMBERSHIP

Get access to ALL of our lesson plans and learning resources by becoming a member.

As a special thank you for already being a valued customer use the code LUCKYME to save over 25% every *single* month. That means you get all of the lesson plans for your preferred membership, additional games, and teaching resources for only \$14 per month. Plus we're adding new content regularly.

Learn more and join today!

[HOME PRESCHOOL MEMBERSHIP](#)

[PRESCHOOL CLASSROOM MEMBERSHIP](#)

USE CODE: LUCKYME